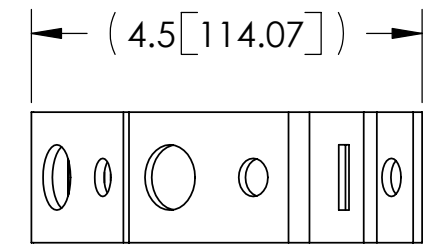
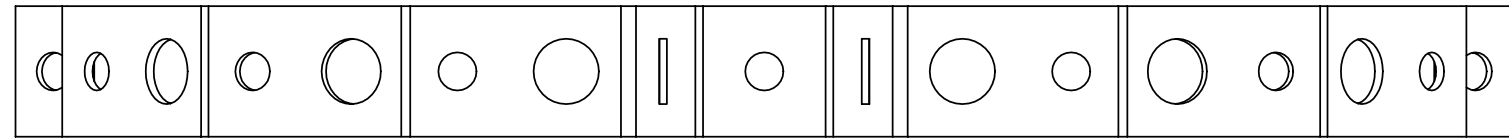
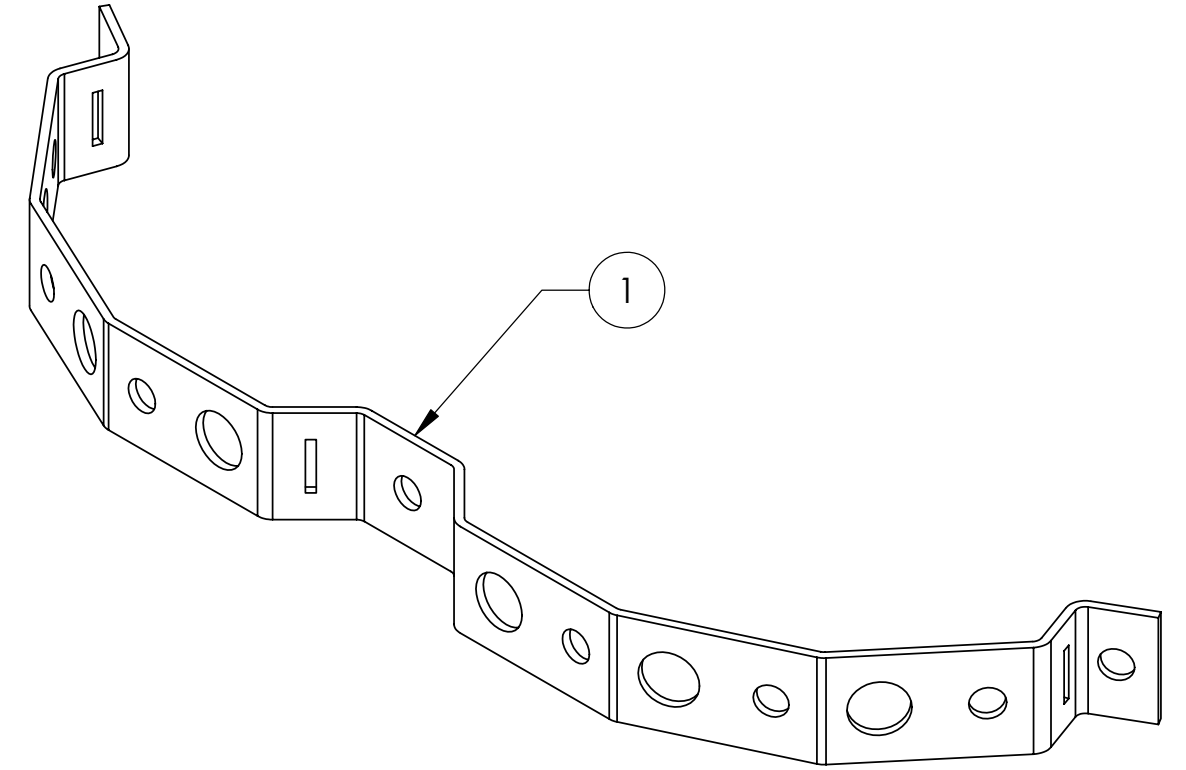
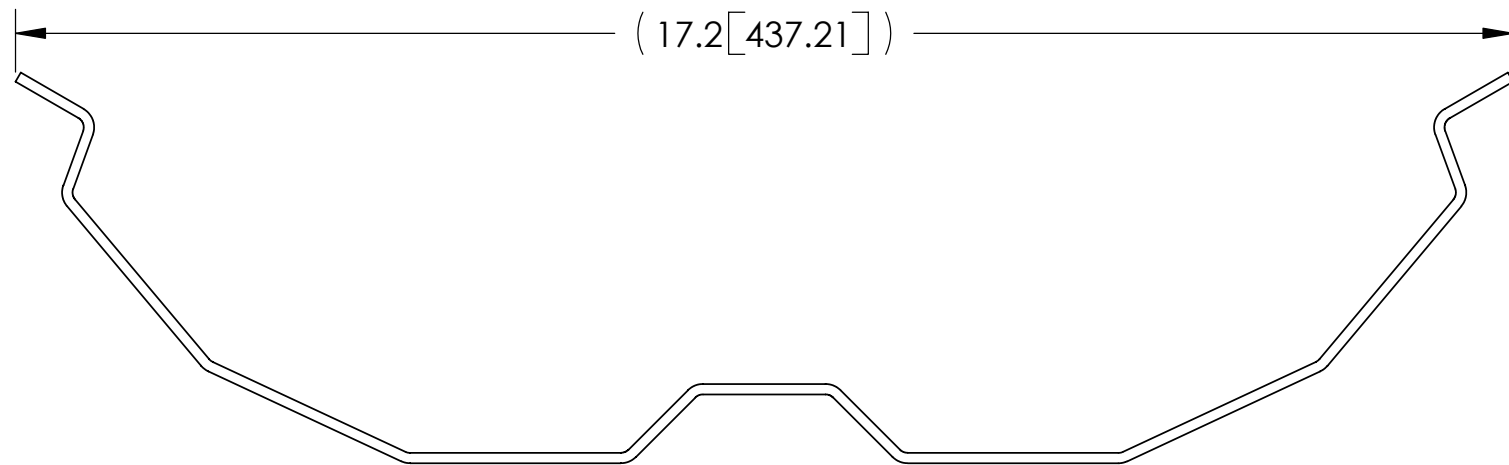


ITEM	PART NO.	DESCRIPTION	QTY.	WEIGHT
1	RMUSBG.01	ROUND MEMBER BRACKET	10	1.00 LBS

REVISIONS				
REV.	ZONE	DESCRIPTION	BY	DATE
A		INITIAL RELEASE	DMW	05/22/01
B		REDRAWN IN SOLID WORKS	AW	11/03/05



<p>These drawings and specifications are proprietary property and may be used only for the specific purpose authorized in writing.</p> <p>ALL DIMENSIONS ARE IN INCHES U.O.S. TOLERANCES UNLESS OTHERWISE SPECIFIED:</p> <p>.X = ± .06 ANGLES ± 2° .XX = ± .03 FRACTIONS ± 1/32 .XXX = ± .010</p> <p>REMOVE BURRS AND BREAK EDGES .005</p> <p>DO NOT SCALE THIS PRINT</p>	DRAWN BY: AW	SHEET: 1 of 1	PART NUMBER: RMUSBG
	CHECKED BY: TP	SCALE: NTS	DESCRIPTION: ROUND MEMBER BRACKET (KIT OF 10)
	DATE: 05/22/01	MATERIAL: A36	DRAWING TYPE: ASSEMBLY DRAWING
	REVISION: B	FINISH: GALV A123	
	WEIGHT: 9.98 LBS		