
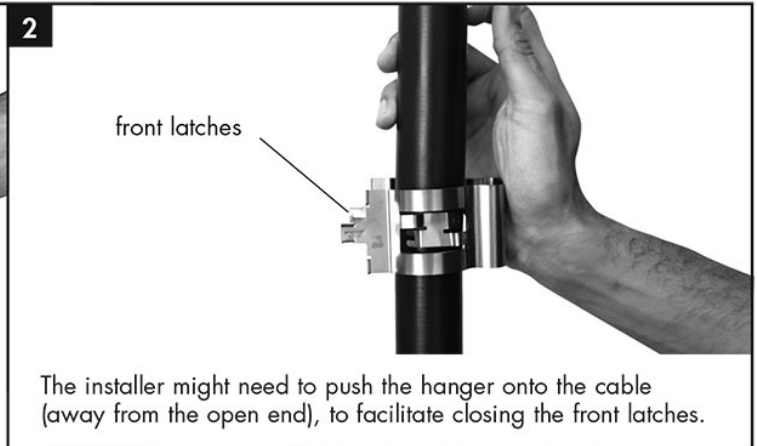



INSTALLATION INSTRUCTIONS

©2018

Universal Snapstak Hangers For Coaxial and Fiber Cables

1775 IB A



Part Number	Cable Diameter Range (mm)	Maximum stack height per cable type			
		Coax	Fiber	Power	Hybrid
SSH-M	14 TO 25	3	2	2	2
SSH-L	25 TO 36	3	2	2	2
SSH-XL	36 TO 51	2	2	2	2

* For pat. See cs-pat.com

NOTE: Please ensure that all four fingers of flex section are firmly placed on the cable jacket after installation. Adjust cable in hanger to make sure it is positioned properly.

Notice: The Manufacturer disclaims any liability or responsibility for the results of improper or unsafe installation, inspection, maintenance, or removal practices.