
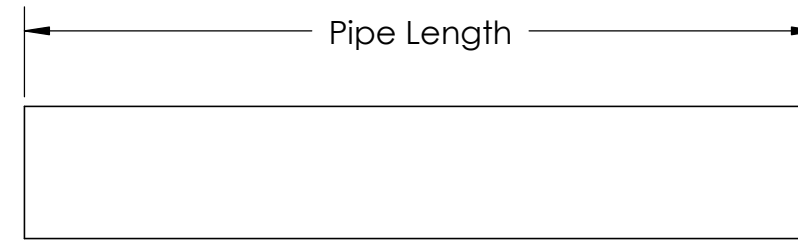


NOTES:

- MATERIAL: STRUCTURAL TUBE  
ASTM A500 GRADE C (46 KSI [317.2 MPa] MIN. YIELD,  
62 KSI [427.5 MPa] MIN. TENSILE)
- ALTERNATE MATERIAL: STRUCTURAL TUBE  
API 5L GRADE B (42 KSI [289.6 MPa] MIN YIELD,  
62 KSI [427 MPa] MIN TENSILE)

REVISIONS				
REV.	ZONE	DESCRIPTION	BY	DATE
A		INITIAL RELEASE	ACG	11/08/21
B		UPDATE 2-7/8" O.D. PIPE TO ASTM A500	ACG	03/18/22



Part Number	Description	Outside Diameter		Pipe Length		Structural Tube			
						Wall Thickness		Weight	
		Inch	mm	Inch	mm	Inch	mm	LBS	Kg
MT648	2-3/8" O.D. X 2' (24") Structural Tube	2.375	60.33	24.0	609.6	0.120	3.0	5.7	2.6
MT649	2-3/8" O.D. X 3' (36") Structural Tube	2.375	60.33	36.0	914.4	0.120	3.0	8.6	3.9
MT650	2-3/8" O.D. X 4' (48") Structural Tube	2.375	60.33	48.0	1219.2	0.120	3.0	11.4	5.2
MT65063	2-3/8" O.D. X 5'3" (63") Structural Tube	2.375	60.33	63.0	1600.2	0.120	3.0	15.0	6.8
MT651	2-3/8" O.D. X 6' (72") Structural Tube	2.375	60.33	72.0	1828.8	0.120	3.0	17.1	7.8
MT65184	2-3/8" O.D. X 7' (84") Structural Tube	2.375	60.33	84.0	2133.6	0.120	3.0	20.0	9.1
MT65196	2-3/8" O.D. X 8' (96") Structural Tube	2.375	60.33	96.0	2438.4	0.120	3.0	22.9	10.4
MT651108	2-3/8" O.D. X 9' (108") Structural Tube	2.375	60.33	108.0	2743.2	0.120	3.0	25.7	11.7
MT651114	2-3/8" O.D. X 9'6" (114") Structural Tube	2.375	60.33	114.0	2895.6	0.120	3.0	27.1	12.3
MT537	2-3/8" O.D. X 10'6" (126") Structural Tube	2.375	60.33	126.0	3200.4	0.120	3.0	30.0	13.6
MT651150	2-3/8" O.D. X 12'6" (150") Structural Tube	2.375	60.33	150.0	3810.0	0.120	3.0	35.7	16.2
MT537160	2-3/8" O.D. X 13'4" (160") Structural Tube	2.375	60.33	160.0	4064.0	0.120	3.0	38.1	17.3
MT537170	2-3/8" O.D. X 14'2" (170") Structural Tube	2.375	60.33	170.0	4318.0	0.120	3.0	40.5	18.4
MT537186	2-3/8" O.D. X 15'6" (186") Structural Tube	2.375	60.33	186.0	4724.4	0.120	3.0	44.3	20.1
MT538	2-3/8" O.D. X 21' (252") Structural Tube	2.375	60.33	252.0	6400.8	0.120	3.0	60.0	27.2

These drawings and specifications are proprietary property and may be used only for the specific purpose authorized in writing.

ALL DIMENSIONS ARE IN INCHES U.O.S.  
TOLERANCES UNLESS OTHERWISE SPECIFIED:  
.X = ±                      ANGLES                      ±2°  
.XX = ±                      FRACTIONS                      ±1/32  
.XXX = ±

REMOVE BURRS AND BREAK EDGES .005

DO NOT SCALE THIS PRINT

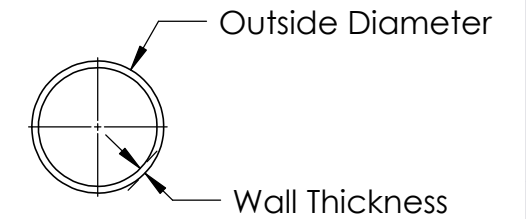
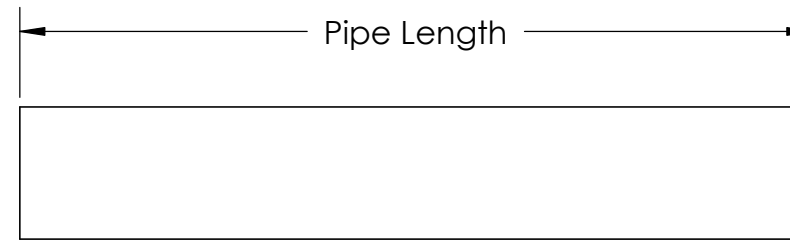
DRAWN BY: ACG  
CHECKED BY: MKV  
DATE: 11/08/21  
REVISION: B

SHEET: 1 of 4  
SCALE: NTS  
MATERIAL: SEE NOTES  
FINISH: GALV A123  
WEIGHT: SEE TABLE

PART NUMBER: BULK PIPE Series  
DESCRIPTION: BULK PIPE (SEE TABLE)  
DRAWING TYPE: SHOP DRAWING

NOTES:

- MATERIAL: STRUCTURAL TUBE  
ASTM A500 GRADE C (46 KSI [317.2 MPa] MIN. YIELD,  
62 KSI [427.5 MPa] MIN. TENSILE)
- ALTERNATE MATERIAL: STRUCTURAL TUBE  
API 5L GRADE B (42 KSI [289.6 MPa] MIN YIELD,  
62 KSI [427 MPa] MIN TENSILE)



Part Number	Description	Outside Diameter		Pipe Length		SCH 40 Pipe			
						Wall Thickness		Weight	
		Inch	mm	Inch	mm	Inch	mm	LBS	Kg
MT54648	2-7/8" O.D. X 4' (48") Structural Tube	2.875	73.03	48.0	1219.2	0.120	3.0	14.0	6.3
MT54672	2-7/8" O.D. X 6' (72") Structural Tube	2.875	73.03	72.0	1828.8	0.120	3.0	20.9	9.5
MT54684	2-7/8" O.D. X 7' (84") Structural Tube	2.875	73.03	84.0	2133.6	0.120	3.0	24.4	11.1
MT54696	2-7/8" O.D. X 8' (96") Structural Tube	2.875	73.03	96.0	2438.4	0.120	3.0	27.9	12.7
MT546120	2-7/8" O.D. X 10' (120") Structural Tube	2.875	73.03	120.0	3048.0	0.120	3.0	34.9	15.8
MT546126	2-7/8" O.D. X 10'6" (126") Structural Tube	2.875	73.03	126.0	3200.4	0.120	3.0	36.6	16.6
MT546150	2-7/8" O.D. X 12'6" (150") Structural Tube	2.875	73.03	150.0	3810.0	0.120	3.0	43.6	19.8
MT546170	2-7/8" O.D. X 14'2" (170") Structural Tube	2.875	73.03	170.0	4318.0	0.120	3.0	49.4	22.4
MT546198	2-7/8" O.D. X 16'6" (198") Structural Tube	2.875	73.03	198.0	5029.2	0.120	3.0	57.6	26.1
MT546222	2-7/8" O.D. X 18'6" (222") Structural Tube	2.875	73.03	222.0	5638.8	0.120	3.0	64.6	29.3
MT546	2-7/8" O.D. X 21' (252") Structural Tube	2.875	73.03	252.0	6400.8	0.120	3.0	73.3	33.2

These drawings and specifications are proprietary property and may be used only for the specific purpose authorized in writing.

ALL DIMENSIONS ARE IN INCHES U.O.S.  
TOLERANCES UNLESS OTHERWISE SPECIFIED:  
.X = ± ANGLES ±2°  
.XX = ± FRACTIONS ±1/32  
.XXX = ±  
REMOVE BURRS AND BREAK EDGES .005

DO NOT SCALE THIS PRINT

DRAWN BY:  
ACG

CHECKED BY:  
MKV

DATE:  
11/08/21

REVISION:  
B

SHEET:  
2 of 4

SCALE:  
NTS

MATERIAL:  
SEE NOTES

FINISH:  
GALV A123

WEIGHT:  
SEE TABLE

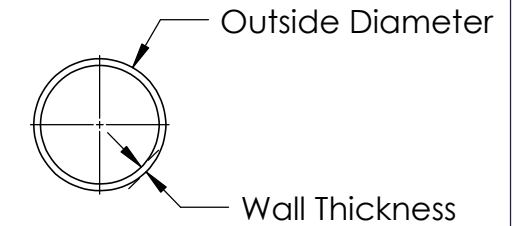
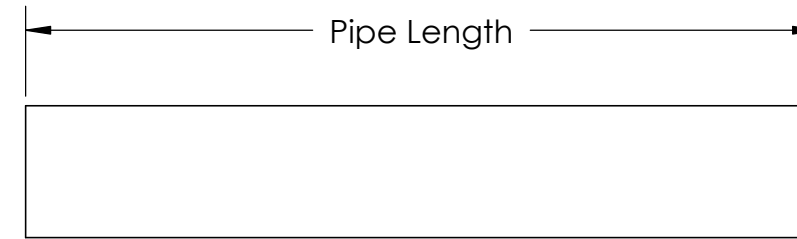
PART NUMBER:  
BULK PIPE Series

DESCRIPTION:  
BULK PIPE (SEE TABLE)

DRAWING TYPE:  
SHOP DRAWING

NOTES:

- MATERIAL: STRUCTURAL TUBE  
ASTM A500 GRADE C (46 KSI [317.2 MPa] MIN. YIELD,  
62 KSI [427.5 MPa] MIN. TENSILE)
- ALTERNATE MATERIAL: STRUCTURAL TUBE  
API 5L GRADE B (42 KSI [289.6 MPa] MIN YIELD,  
62 KSI [427 MPa] MIN TENSILE)



Part Number	Description	Outside Diameter		Pipe Length		Structural Tube			
		Inch	mm	Inch	mm	Wall Thickness		Weight	
						Inch	mm	LBS	Kg
MT54748	3-1/2" O.D. X 4' (48") Structural Tube	3.500	88.90	48.0	1219.2	0.120	4.2	17.1	7.8
MT54772	3-1/2" O.D. X 6' (72") Structural Tube	3.500	88.90	72.0	1828.8	0.120	4.2	25.7	11.7
MT54775	3-1/2" O.D. X 6'3" (75") Structural Tube	3.500	88.90	75.0	1905.0	0.120	4.2	26.8	12.1
MT54784	3-1/2" O.D. X 7' (84") Structural Tube	3.500	88.90	84.0	2133.6	0.120	4.2	30.0	13.6
MT54796	3-1/2" O.D. X 8' (96") Structural Tube	3.500	88.90	96.0	2438.4	0.120	4.2	34.3	15.5
MT547100	3-1/2" O.D. X 8'4" (100") Structural Tube	3.500	88.90	100.0	2540.0	0.120	4.2	35.7	16.2
MT547108	3-1/2" O.D. X 9' (108") Structural Tube	3.500	88.90	108.0	2743.2	0.120	3.0	38.5	17.5
MT547126	3-1/2" O.D. X 10'6" (126") Structural Tube	3.500	88.90	126.0	3200.4	0.120	3.0	45.0	20.4
MT547140	3-1/2" O.D. X 11'8" (140") Structural Tube	3.500	88.90	140.0	3556.0	0.120	4.2	49.9	22.7
MT21601	3-1/2" O.D. X 12'6" (150") Structural Tube	3.500	88.90	150.0	3810.0	0.120	3.0	53.5	24.3
MF130	3-1/2" O.D. X 13'4" (160") Structural Tube	3.500	88.90	160.0	4064.0	0.120	3.0	57.1	25.9
MF273	3-1/2" O.D. X 15'4" (184") Structural Tube	3.500	88.90	184.0	4673.6	0.120	3.0	65.6	29.8
MF547	3-1/2" O.D. X 21' (252") Structural Tube	3.500	88.90	252.0	6400.8	0.120	3.0	89.9	40.8
MT547174	3-1/2" O.D. X 14'6" (174") Structural Tube	3.500	88.90	174.0	4419.6	0.120	3.0	62.1	28.2
MT547192	3-1/2" O.D. X 16' (192") Structural Tube	3.500	88.90	192.0	4876.8	0.120	3.0	68.5	31.1
MT547216	3-1/2" O.D. X 18' (216") Structural Tube	3.500	88.90	216.0	5486.4	0.120	3.0	77.1	35.0

These drawings and specifications are proprietary property and may be used only for the specific purpose authorized in writing.

ALL DIMENSIONS ARE IN INCHES U.O.S.  
TOLERANCES UNLESS OTHERWISE SPECIFIED:  
.X = ± ANGLES ±2"  
.XX = ± FRACTIONS ±1/32  
.XXX = ±

REMOVE BURRS AND BREAK EDGES .005

DO NOT SCALE THIS PRINT

DRAWN BY:  
ACG

CHECKED BY:  
MKV

DATE:  
11/08/21

REVISION:  
B

SHEET:  
3 of 4

SCALE:  
NTS

MATERIAL:  
SEE NOTES

FINISH:  
GALV A123

WEIGHT:  
SEE TABLE

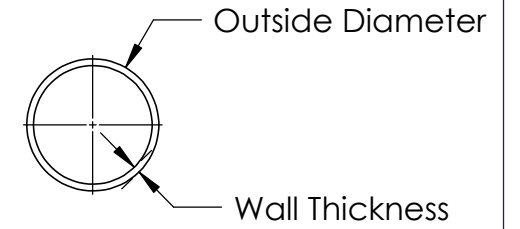
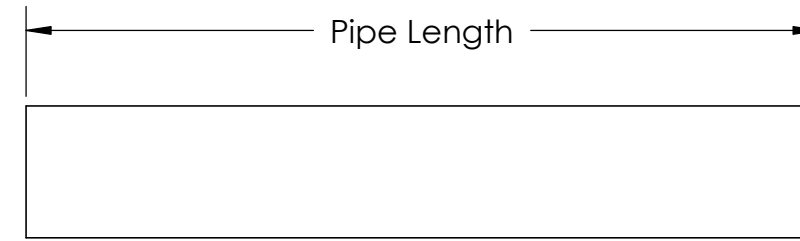
PART NUMBER:  
BULK PIPE Series

DESCRIPTION:  
BULK PIPE (SEE TABLE)

DRAWING TYPE:  
SHOP DRAWING

NOTES:

- MATERIAL: SCH 40  
ASTM A53 (30 KSI [206.8 MPa] MIN. YIELD,  
48 KSI [330.9 MPa] MIN. TENSILE)



Part Number	Description	Outside Diameter		Pipe Length		SCH 40 Pipe			
						Wall Thickness		Weight	
		Inch	mm	Inch	mm	Inch	mm	LBS	Kg
MT652	4-1/2" O.D. X 3' (36") SCH 40 Pipe	4.500	114.30	36.0	914.4	0.237	6.0	32.0	14.5
MT653	4-1/2" O.D. X 4' (48") SCH 40 Pipe	4.500	114.30	48.0	1219.2	0.237	6.0	42.7	19.4
MT65363	4-1/2" O.D. X 5'3" (63") SCH 40 Pipe	4.500	114.30	63.0	1600.2	0.237	6.0	56.0	25.4
MT654	4-1/2" O.D. X 6' (72") SCH 40 Pipe	4.500	114.30	72.0	1828.8	0.237	6.0	64.0	29.0
MT65496	4-1/2" O.D. X 8' (96") SCH 40 Pipe	4.500	114.30	96.0	2438.4	0.237	6.0	85.3	38.7
MT539	4-1/2" O.D. X 10'6" (126") SCH 40 Pipe	4.500	114.30	126.0	3200.4	0.237	6.0	112.0	50.8
MT654150	4-1/2" O.D. X 12'6" (150") SCH 40 Pipe	4.500	114.30	150.0	3810.0	0.237	6.0	133.3	60.5
MT540	4-1/2" O.D. X 21' (252") SCH 40 Pipe	4.500	114.30	252.0	6400.8	0.237	6.0	224.0	101.6
MTC987205	4-1/2" O.D. X 14'6" (174") SCH 40 Pipe	4.500	114.30	174.0	4419.6	0.237	6.0	154.6	70.1

These drawings and specifications are proprietary property and may be used only for the specific purpose authorized in writing.

ALL DIMENSIONS ARE IN INCHES U.O.S.  
TOLERANCES UNLESS OTHERWISE SPECIFIED:  
.X = ±                    ANGLES            ±2°  
.XX = ±                    FRACTIONS       ±1/32  
.XXX = ±

REMOVE BURRS AND BREAK EDGES .005

DO NOT SCALE THIS PRINT

DRAWN BY:  
ACG

CHECKED BY:  
MKV

DATE:  
11/08/21

REVISION:  
**B**

SHEET:  
4 of 4

SCALE:  
NTS

MATERIAL:  
SEE NOTES

FINISH:  
GALV A123

WEIGHT:  
SEE TABLE

PART NUMBER: **BULK PIPE Series**

DESCRIPTION:  
BULK PIPE (SEE TABLE)

DRAWING TYPE:  
SHOP DRAWING