
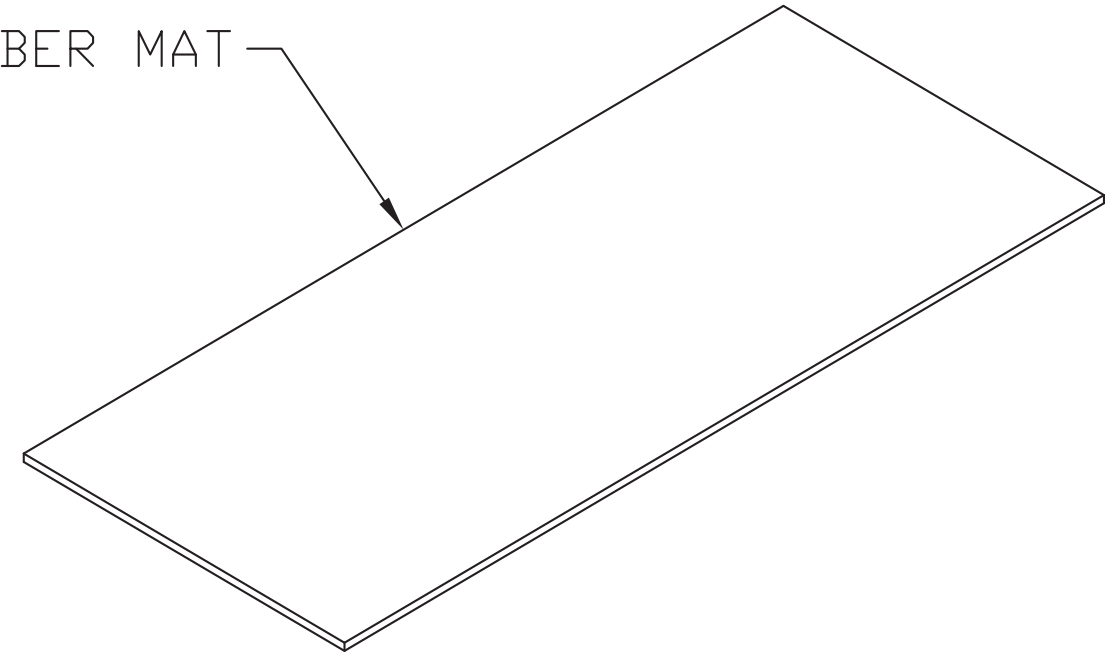



REVISIONS					
REV.	ECN	ZONE	DESCRIPTION	BY	DATE
A			INITIAL RELEASE	ACG	02/16/10
B			UPDATE DRAWING DESCRIPTION	KAR	03/14/11

MAT'L: RUBBER MAT



NOTES:

1. ALL METRIC DIMENSIONS ARE IN BRACKETS.
2. STAMP PART IDENTIFICATION NUMBER.
3. MATERIAL: EPDM RUBBER, 65-70 DUROMETER.

These drawings and specifications are proprietary property and may be used only for the specific purpose authorized in writing.

ALL DIMENSIONS ARE IN INCHES U.O.S.
 TOLERANCES UNLESS OTHERWISE SPECIFIED:
 .X = ± .06 ANGLES ±2°
 .XX = ± .03 FR ACTIONS ±1/32
 .XXX = ± .010
 REMOVE BURRS AND BREAK EDGES .005

DO NOT SCALE THIS PRINT

DRAWN BY: ACG	SHEET: 1 of 1	PART NUMBER: MTF1637
CHECKED BY: CC	SCALE: NTS	DESCRIPTION: RUBBER MAT: 1/2" X 18" X 48"
DATE: 02/16/10	MATERIAL: SEE NOTE 3	DRAWING TYPE: ASSEMBLY DRAWING
REVISION: B	FINISH: N/A	
	WEIGHT: N/A	