

INSTALLATION INSTRUCTIONS



©2021

SnapTak® Rotational Adapter

1855 IB B







PRODUCT DESCRIPTION

SnapTak® Rotational Adapter can snap into 3/4" holes to provide 1" standoff. It can also thread into 3/8" and 1/2" bolts and U-bolts to launch hangers. It also snaps between SnapTak® hangers to provide 360-degree hanger rotation.



Note: Maximum 3 SnapTak® hangers per snap-in adapter.

TYPICAL APPLICATIONS

<p>3/8" circular section for threading onto 3/8" rods</p>  <p>1/2" circular section for threading onto 1/2" rods</p> <p>Latches for snapping into 3/4" hole</p>	 <p>SnapTak® rotational adapter is snapped into 3/4" hole.</p>	 <p>Max threading</p>		
	<p>SnapTak® rotational adapter (left) is snapped between two hangers to provide 360° rotation.</p>			<p>Remove adapter by squeezing base with channel locks or SnapTak® hanger tool (STRT-1). Be careful not to squeeze too hard.</p>